

BERKER RADIO BUS SYSTEM



**B.**

**Berker** Switches and Systems

# BERKER RADIO BUS SYSTEM



Original Location:

Apartment of Jens Bothe, Hamburg


Products: Berker Arsys stainless steel, Berker System TS

Architect: Jens Bothe, Hamburg

Photograph: Werner Huthmacher, Berlin

## MAKE YOURSELF RIGHT AT HOME

How would you feel nowadays about a television without a remote control? Soon, convenient remote control of lighting, shutters and heating, for example, could be just as normal as is the convenience of remote control for the television today. The Berker radio bus system makes it possible: You simply switch and control by remote control from your sofa, according to your own preferences and requirements. Turn the page and experience tomorrow's convenience. But be warned: Once you have seen it, you will not want to be without it!



The stylish hand-held transmitter adds convenience to the radio bus system.



reddot award


## FULFILL YOUR DESIRES – AT THE TOUCH OF A BUTTON

The Berker radio bus system fits anywhere. With just a few components you can set up your house or apartment to make your life more comfortable and secure. What radio bus means for you is:

- Quick installation with no need to lay additional cables;
- No chopping into the walls, so no dust;
- Easy integration into existing installations;
- Positioning “light switches” wherever you need to use them.

Lights, household appliances, electric shutters and awnings, the heating and many

more systems are activated by radio signals. All you have to do is press a button, and a radio signal transmits your request to one or more reception points in the house. Just like the hand-held transmitters, the small wall transmitters are battery operated and can easily be fitted anywhere, even on glass surfaces. The receiver is available as a wall insert (like a normal switch), as a corded dimmer or an adapter for an electrical socket as well as for the installation into the distribution board. The built-in receivers can be installed almost anywhere. And, if you move house, you simply take it all with you.



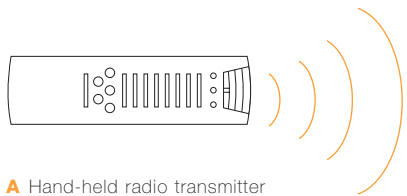


Transmission of digital messages by radio works throughout the house.

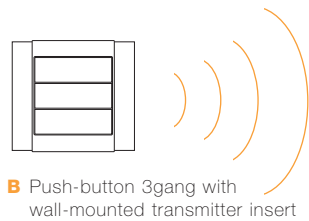
## STAGE YOUR OWN LIGHTING

Lighting design for your living space has never been so simple and convenient. For a more intimate setting, you can lower the blinds (1). Then turn on the background light on the TV set (2) and dim the standard lamps (3) as well as the ceiling lights until

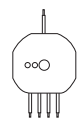
the lighting level is to your taste. Various lighting settings can be saved as a lighting scene and then individually selected by using the hand-held transmitter (A) or the wall transmitter (B) simply by pressing a button.



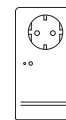
**A** Hand-held radio transmitter



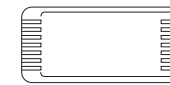
**B** Push-button 3gang with wall-mounted transmitter insert



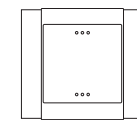
**1** Radio shutter actuator flush-mounted



**2** Radio switch actuator adapter plug



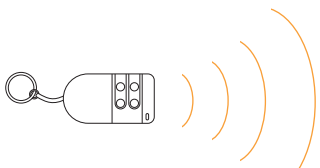
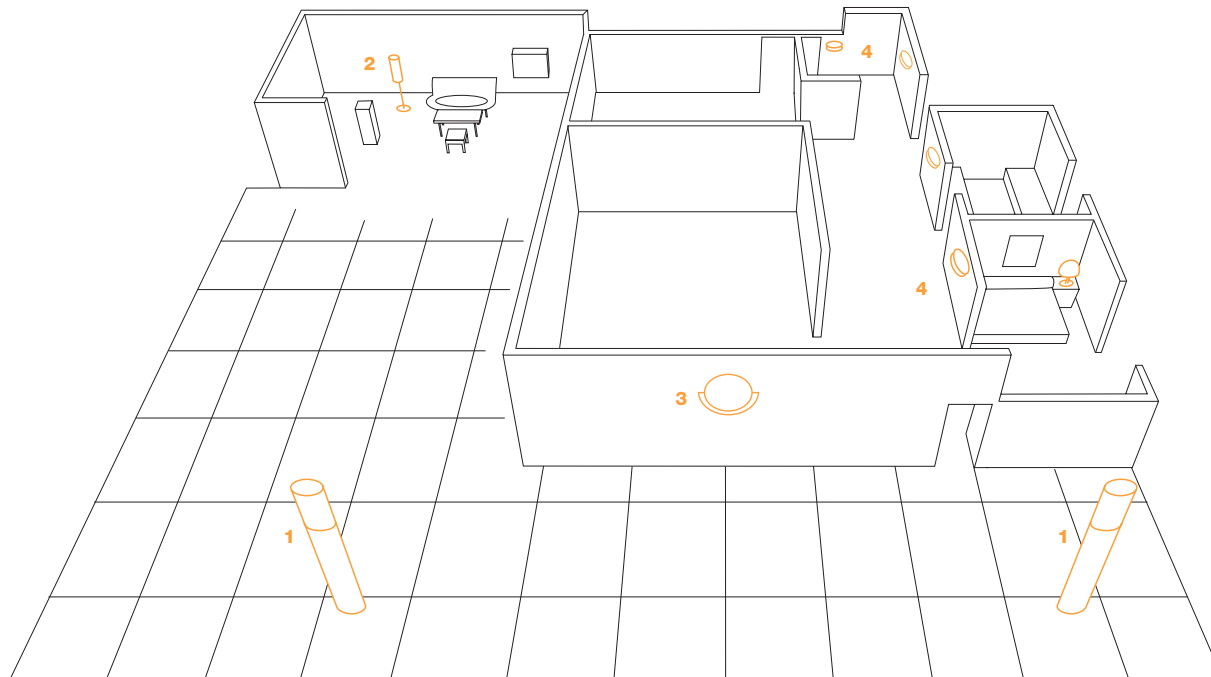
**3** Radio Universal radio corded dimmer



**4** BLC radio button with BLC universal push button dimmer

If you are tired and have just settled down for the night, but a light is still turned on on the terrace (1) and in the living room (2), all you have to do is press a button on the hand-held or wall transmitter (A), and the light will be off. Is a strange noise keeping you awake? Press the panic button: in an instant the whole house will be

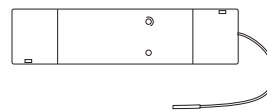
brightly lit (3). If you have to leave the house early, and don't want to disturb anyone else, use the night light function to turn on the lighting in the bedroom, the stair case and the bathroom (4) at limited brightness. This will help you find your way safely.




Hand-held radio transmitter Mini



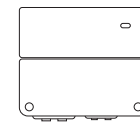
A Push-button 3gang with wall-mounted transmitter insert



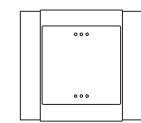
1 Radio switch actuator 1 channel built-in



2 Radio Universal radio corded dimmer



3 Radio controller power pack surface-mounted

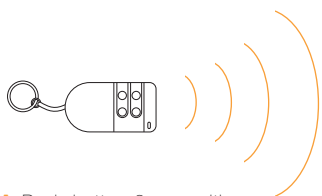
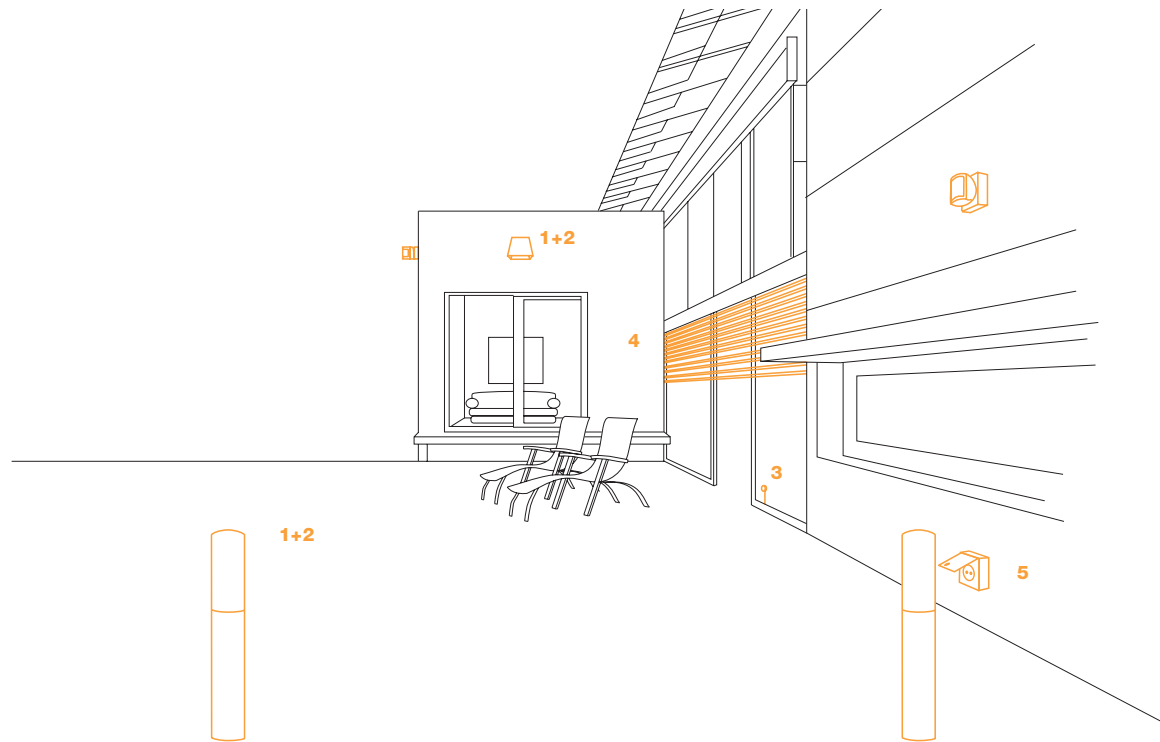


4 BLC Funk-Taste with BLC Universal saltastdimmer

# EVERYTHING IS ASLEEP. BERKER IS WIDE AWAKE.

The radio bus controller offers you both convenience and a sense of security in darkness. As soon as the radio controller records movement, it sends a signal and turns the light (1) on. You can use the mini transmitter (A) or wall transmitter (B) to select the various functions: Continuous light (2) or switching off the controller.

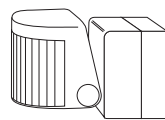
If glass breakage detectors (3) are also connected to the system, the blinds (4) will be closed automatically if there is an attempted break-in. Even external power sockets (5) can easily be switched off by radio control, so as to prevent unauthorised use.



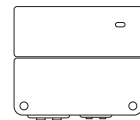
**A** Push-button 3gang with wall-mounted transmitter insert



**B** Push-button 4gang with wall radio transmitter insert



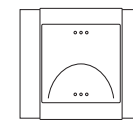
**1** Radio controller



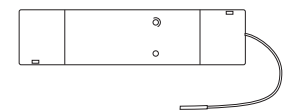
**2** Radio controller power pack surface-mounted



**3** Glass breakage sensor



**4** RolloTec radio button with sensor connection, e.g. for glass breakage sensor

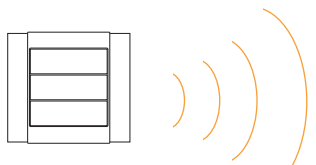


**5** Radio switch actuator 1 channel built-in

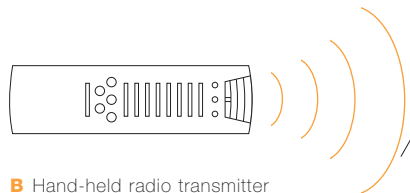
# CONVENIENT CONTROL

Berker radio bus technology allows you to control lighting and shutters much more conveniently, e.g. in the office. If you require special lighting for working or for conferences, talks or presentations, the radio bus system will take control of the lighting

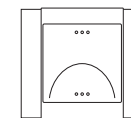
for you. Screens (1) can be lowered, windows (2) darkened, (3) spotlights turned on. Without any interruption, you can use the hand-held transmitter (A,B) to call up saved light scenes and start the projector. You can control the blinds (4) remotely.



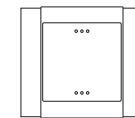
**A** Push-button 3gang with wall-mounted transmitter insert



**B** Hand-held radio transmitter with 5 light scene buttons



**1** RolloTec radio button with sensor connection



**2** BLC radio button with BLC universal push button dimmer

## BERKER RADIO BUS IS A MODULAR SYSTEM, ...

You can make flexible use of the opportunities provided by the Berker radio bus. The system can easily be combined with existing Berker installations and matches the exemplary Berker design. There are three different hand-held transmitters, various wall transmitters and a wide range of reception components. Consult your electrician. Then choose the right combination.



K.5



K.1



B.7 Glas



B.3



B.1 push-button 4gang



Hand-held radio transmitter comfort



Hand-held radio transmitter Mini



Radio controller



Radio shutter actuator flush-mounted

## ... THAT YOU CAN EXPAND AT ANY TIME



Arsys



Glasserie



Radio control centre  
HM 1801

Perhaps you want to start by designing lighting scenes for your living space-and dining room  
Then you might want to concentrate on motorised opening and closing of blinds and awnings.  
Or are you primarily interested in increased convenience in your hallway and to be able to centrally  
turn everything on and off with a single button? You can fulfill all of your requirements immediately  
and later. With the Berker radio bus system.



Radio adapter plug as  
switch actuator



Universal radio  
corded dimmer



S.1 radio button with  
BLC dimmer



B.7 Glass  
RolloTec radio button  
with RollTec insert



Radio switch actuator  
flush-mounted



Radio switch actuator  
2gang flush-mounted

## BERKER – THE RIGHT WAY.

Do you know how to design rooms with exceptional ease and with a more individual style? At Berker we have been working on that since 1919 – and we have found some highly attractive answers.

Berker switches and systems are in use all over the world, making life more beautiful, easier and more comfortable. We place the utmost emphasis on quality, design and innovation. This is confirmed by the numerous awards we have received both at home and abroad.

Berker is a leading supplier of high-quality electrical installations – from timelessly classic switch design through to intelligent building management systems. All new developments are created with just one thing in mind: the satisfaction of our customers. After all, we want you to feel at home with our products for decades to come.

Don't just let your life be guided by taste, but also by state-of-the-art technology, with Berker - the right way.



**Berker** Switches and Systems

Want to know more? You can contact us on:  
Berker GmbH & Co. KG  
Klagebach 38, 58579 Schalksmühle/Germany  
Telephone + 49 (0) 23 55/9 05-0, Fax + 49 (0) 23 55/9 05-1 12  
export@berker.de  
**www.berker.com**

Order no. 0301 34

Your specialist electrical dealer: